

B S R & Co. LLP

Chartered Accountants

5th Floor, Lodha Excelus,
Apollo Mills Compound
N. M. Joshi Marg, Mahalaxmi
Mumbai - 400 011
India

Telephone +91 (22) 4345 5300
Fax +91 (22) 4345 5399

Independent Auditors' Report

To the Members of Micron Metropolis Healthcare Private Limited

Report on the Audit of the Financial Statements

Opinion

We have audited the financial statements of Micron Metropolis Healthcare Private Limited ("the Company"), which comprise the balance sheet as at 31 March 2020, and the statement of profit and loss (including other comprehensive income), statement of changes in equity and statement of cash flows for the year then ended, and notes to the financial statements, including a summary of the significant accounting policies and other explanatory information.

In our opinion and to the best of our information and according to the explanations given to us, the aforesaid financial statements give the information required by the Companies Act, 2013 ("Act") in the manner so required and give a true and fair view in conformity with the accounting principles generally accepted in India, of the state of affairs of the Company as at 31 March 2020, and profit and other comprehensive loss, changes in equity and its cash flows for the year ended on that date.

Basis for Opinion

We conducted our audit in accordance with the Standards on Auditing (SAs) specified under section 143(10) of the Act. Our responsibilities under those SAs are further described in the Auditor's Responsibilities for the Audit of the Financial Statements section of our report. We are independent of the Company in accordance with the Code of Ethics issued by the Institute of Chartered Accountants of India together with the ethical requirements that are relevant to our audit of the financial statements under the provisions of the Act and the Rules thereunder, and we have fulfilled our other ethical responsibilities in accordance with these requirements and the Code of Ethics. We believe that the audit evidence we have obtained is sufficient and appropriate to provide a basis for our opinion on the financial statements.

Other Information

The Company's management and Board of Directors are responsible for the other information. The other information comprises the information included in the Company's annual report, but does not include the financial statements and our auditors' report thereon.

Our opinion on the financial statements does not cover the other information and we do not express any form of assurance conclusion thereon.

B S R & Co (a partnership firm with
Registration No. BA61223) converted into
B S R & Co. LLP (a Limited Liability Partnership
with LLP Registration No. AAB-8181)
with effect from October 14, 2013

Registered Office:
5th Floor, Lodha Excelus
Apollo Mills Compound
N. M. Joshi Marg, Mahalaxmi
Mumbai - 400 011, India



Independent Auditors' Report (Continued)

Micron Metropolis Healthcare Private Limited

Other Information (Continued)

In connection with our audit of the financial statements, our responsibility is to read the other information and, in doing so, consider whether the other information is materially inconsistent with the financial statements or our knowledge obtained in the audit or otherwise appears to be materially misstated. If, based on the work we have performed, we conclude that there is a material misstatement of this other information, we are required to report that fact. We have nothing to report in this regard.

Management's and Board of Directors' Responsibility for the Financial Statements

The Company's Management and Board of Directors are responsible for the matters stated in section 134(5) of the Act with respect to the preparation of these financial statements that give a true and fair view of the state of affairs, profit/loss and other comprehensive income, changes in equity and cash flows of the Company in accordance with the accounting principles generally accepted in India, including the Indian Accounting Standards (Ind AS) specified under section 133 of the Act. This responsibility also includes maintenance of adequate accounting records in accordance with the provisions of the Act for safeguarding of the assets of the Company and for preventing and detecting frauds and other irregularities; selection and application of appropriate accounting policies; making judgments and estimates that are reasonable and prudent; and design, implementation and maintenance of adequate internal financial controls that were operating effectively for ensuring the accuracy and completeness of the accounting records, relevant to the preparation and presentation of the financial statements that give a true and fair view and are free from material misstatement, whether due to fraud or error.

In preparing the financial statements, the Management and Board of Directors are responsible for assessing the Company's ability to continue as a going concern, disclosing, as applicable, matters related to going concern and using the going concern basis of accounting unless the Board of Directors either intends to liquidate the Company or to cease operations, or has no realistic alternative but to do so.

The Board of Directors is also responsible for overseeing the Company's financial reporting process.

Auditor's Responsibilities for the Audit of the Financial Statements

Our objectives are to obtain reasonable assurance about whether the financial statements as a whole are free from material misstatement, whether due to fraud or error, and to issue an auditor's report that includes our opinion. Reasonable assurance is a high level of assurance, but is not a guarantee that an audit conducted in accordance with SAs will always detect a material misstatement when it exists. Misstatements can arise from fraud or error and are considered material if, individually or in the aggregate, they could reasonably be expected to influence the economic decisions of users taken on the basis of these financial statements.

As part of an audit in accordance with SAs, we exercise professional judgment and maintain professional skepticism throughout the audit. We also:

- Identify and assess the risks of material misstatement of the financial statements, whether due to fraud or error, design and perform audit procedures responsive to those risks, and obtain audit evidence that is sufficient and appropriate to provide a basis for our opinion. The risk of



Independent Auditors' Report (Continued)

Micron Metropolis Healthcare Private Limited

Auditor's Responsibilities for the Audit of the Financial Statements (Continued)

not detecting a material misstatement resulting from fraud is higher than for one resulting from error, as fraud may involve collusion, forgery, intentional omissions, misrepresentations, or the override of internal control.

- Obtain an understanding of internal control relevant to the audit in order to design audit procedures that are appropriate in the circumstances. Under section 143(3)(i) of the Act, we are also responsible for expressing our opinion on whether the company has adequate internal financial controls with reference to financial statements in place and the operating effectiveness of such controls.
- Evaluate the appropriateness of accounting policies used and the reasonableness of accounting estimates and related disclosures made by Management and the Board of Directors.
- Conclude on the appropriateness of Management and Board of Directors use of the going concern basis of accounting and, based on the audit evidence obtained, whether a material uncertainty exists related to events or conditions that may cast significant doubt on the Company's ability to continue as a going concern. If we conclude that a material uncertainty exists, we are required to draw attention in our auditor's report to the related disclosures in the financial statements or, if such disclosures are inadequate, to modify our opinion. Our conclusions are based on the audit evidence obtained up to the date of our auditor's report. However, future events or conditions may cause the Company to cease to continue as a going concern.
- Evaluate the overall presentation, structure and content of the financial statements, including the disclosures, and whether the financial statements represent the underlying transactions and events in a manner that achieves fair presentation.

We communicate with those charged with governance regarding, among other matters, the planned scope and timing of the audit and significant audit findings, including any significant deficiencies in internal control that we identify during our audit.

We also provide those charged with governance with a statement that we have complied with relevant ethical requirements regarding independence, and to communicate with them all relationships and other matters that may reasonably be thought to bear on our independence, and where applicable, related safeguards.

Report on Other Legal and Regulatory Requirements

- I. As required by the Companies (Auditors' Report) Order, 2016 ("the Order") issued by the Central Government in terms of section 143(11) of the Act, we give in the "Annexure A" a statement on the matters specified in paragraphs 3 and 4 of the Order, to the extent applicable.
- (A) As required by section 143(3) of the Act, we report that:
 - a) we have sought and obtained all the information and explanations which to the best of our knowledge and belief were necessary for the purposes of our audit;
 - b) in our opinion, proper books of account as required by law have been kept by the Company so far as it appears from our examination of those books;



Independent Auditors' Report (Continued)
Micron Metropolis Healthcare Private Limited

Report on Other Legal and Regulatory Requirements (Continued)

- c) the balance sheet, the statement of profit and loss (including other comprehensive income), the statement of changes in equity and the statement of cash flows dealt with by this Report are in agreement with the books of account;
 - d) in our opinion, the aforesaid financial statements comply with the Ind AS specified under section 133 of the Act;
 - e) on the basis of the written representations received from the directors as on 31 March 2020 taken on record by the Board of Directors, none of the directors is disqualified as on 31 March 2020 from being appointed as a director in terms of section 164(2) of the Act;
 - f) with respect to the adequacy of the internal financial controls with reference to financial statements of the Company and the operating effectiveness of such controls, refer to our separate Report in "Annexure B".
- (B) With respect to the other matters to be included in the Auditors' Report in accordance with Rule 11 of the Companies (Audit and Auditors) Rules, 2014, in our opinion and to the best of our information and according to the explanations given to us:
- i. The Company has disclosed the impact of pending litigations as at 31 March 2020 on its financial position in its financial statements - Refer Note 40 to the financial statements
 - ii. The Company did not have any long-term contracts including derivative contracts for which there were any material foreseeable losses;
 - iii. There were no amounts which were required to be transferred to the Investor Education and Protection Fund by the Company; and
 - iv. The disclosures in the financial statements regarding holdings as well as dealings in specified bank notes during the period from 8 November 2016 to 30 December 2016 have not been made in these financial statements since they do not pertain to the financial year ended 31 March 2020.
- (C) With respect to the matter to be included in the Auditors' Report under section 197(16):
- In our opinion and according to the information and explanations given to us, no remuneration has been paid by the Company to its directors during the current year. The Ministry of Corporate Affairs has not prescribed other details under section 197(16) which are required to be commented upon by us.

Mumbai
28 May 2020

For BSR & Co. LLP
Chartered Accountants
Firm's Registration No: 101248W/W-100022


Tarun Kinger
Partner

Membership No: 105003
ICAI UDIN : 20105003AAAAAT9230

Micron Metropolis Healthcare Private Limited

Annexure A to the Independent Auditor's Report – 31 March 2020

With reference to the Annexure A referred to in the Independent Auditor's Report to the members of the Company on the financial statements for the year ended 31 March 2020, we report the following:

- (i) (a) The Company has maintained proper records showing full particulars, including quantitative details and situation of property, plant and equipment (fixed assets).
- (b) The Company has a regular programme of physical verification of its property, plant and equipment (fixed assets) by which all the property, plant and equipment (fixed assets) are verified over a period of two years. In our opinion, this periodicity of physical verification is reasonable having regard to the size of the Company and the nature of its assets. During the year the Company has physically verified its property, plant and equipment (fixed assets) and no material discrepancies were noticed on such verification.
- (c) The Company does not hold any immovable property (in the nature of land or building). Accordingly, the provision of clause 3(i)(c) of the Order are not applicable.
- (ii) Inventory has been physically verified by management at reasonable intervals during the year. In our opinion, the frequency of such verification is reasonable. Discrepancies noticed on such verification between physical stocks and the book records were not material and these have been properly dealt with in the books of account.
- (iii) In our opinion and according to information and explanations given to us, the Company has not granted any loans, secured or unsecured, to companies, firms, limited liability partnerships or other parties covered in the register maintained under Section 189 of the Act. Accordingly, paragraph 3(iii) of the Order is not applicable to the Company.
- (iv) In our opinion and according to the information and explanations given to us, the Company has not granted any loans, or provided any guarantees or securities to the parties covered under section 185 of the Act. The Company has not made any investments under provisions of Section 186 of the Act during the year.
- (v) In our opinion, and according to the information and explanations given to us, the Company has not accepted deposits as per the directives issued by the Reserve Bank of India and the provisions of sections 73 to 76 or any other relevant provisions of the Act and the rules framed thereunder. Accordingly, paragraph 3(v) of the Order is not applicable to the Company.



Micron Metropolis Healthcare Private Limited

Annexure A to the Independent Auditor's Report – 31 March 2020 (Continued)

(vi) According to the information and explanations given to us, the Central Government has not prescribed the maintenance of cost records under section 148(1) of the Act for any of the services rendered by the Company. Accordingly, paragraph 3(vi) of the Order is not applicable to the Company.

(vii) (a) According to the information and explanations given to us and on the basis of our examination of the records of the Company, amounts deducted/accrued in the books of account in respect of undisputed statutory dues including Provident fund, Employees' State Insurance, Income-tax, Goods and Service tax, and other material statutory dues have been generally regularly deposited during the year with the appropriate authorities. As explained to us, the Company did not have any dues on account of Sales tax, Value added tax, Duty of excise and Cess.

According to the information and explanations given to us, there are no undisputed amount payable, in respect of Provident fund, Employees State Insurance, Goods and Service tax and other material statutory dues were in arrears as at 31 March 2020 for a period of more than six months from the date they became payable.

(b) According to the information and explanations given to us, there are no dues of Income tax, Sales tax, Goods and Service Tax, Provident fund, Employees State Insurance as at 31 March 2020 which have not been deposited with the appropriate authorities on account of any dispute:

(viii) In our opinion and according to the information and explanations given to us, during the year, the Company did not have any loans or borrowings from any financial institutions, banks or the government nor any dues to debenture holders. Accordingly, paragraph 3 (viii) of the Order is not applicable

(ix) According to the information and explanations given to us and based on our examination of the records of the Company, the Company has not raised any moneys by way of initial public offer or further public offer (including debt instruments) and has not obtained any term loans during the year. Accordingly, paragraph 3(ix) of the Order is not applicable to the Company.

(x) According to the information and explanations, given to us, no material fraud by the Company or on the Company by its officers or employees has been noticed or reported during the course of our audit.

(xi) According to the information and explanations given to us and based on our examination of the records of the Company, the Company has not paid or provided any managerial remuneration in accordance with provisions of Section 197 of the Act read with Schedule V of the Act.

Micron Metropolis Healthcare Private Limited

Annexure A to the Independent Auditor's Report – 31 March 2020 **(Continued)**

- (xii) In our opinion and according to the information and explanations given to us, the Company is not a Nidhi company and the Nidhi Rules, 2014 are not applicable to it. Accordingly, paragraph 3(xii) of the Order is not applicable to the Company.
- (xiii) The provisions of the section 177 under the Act are not applicable to the Company. According to the information and explanations given to us and based on our examination of the records of the Company, transactions with the related parties are in compliance with sections 188 of the Act where applicable and details of such transactions have been disclosed in the financial statements as required by applicable Accounting Standards.
- (xiv) According to the information and explanations given to us and based on our examination of the records of the Company, the Company has not made any preferential allotment or private placement of shares or fully or partly convertible debentures during the year. Accordingly, paragraph 3(xiv) of the Order is not applicable to the Company.
- (xv) According to the information and explanations given to us and based on our examination of the records, the Company has not entered into any non-cash transactions with directors or persons connected with them. Accordingly, paragraph 3(xv) of the Order is not applicable to the Company.
- (xvi) In our opinion and according to the information and explanations given to us, the Company is not required to be registered under section 45-IA of the Reserve Bank of India Act, 1934. Accordingly, paragraph 3(xvi) of the Order is not applicable to the Company.

For **B S R & Co. LLP**

Chartered Accountants

Firm's Registration No: 101248W/W-100022


Tarun Kinger
Partner

Mumbai
28 May 2020

Membership No: 105003
ICAI UDIN : 20105003AAAAAT9230

Annexure B to the Independent Auditors' report on the financial statements of Micron Metropolis Healthcare Private Limited for the year ended 31 March 2020.

Report on the internal financial controls with reference to the aforesaid financial statements under Clause (i) of Sub-section 3 of Section 143 of the Companies Act, 2013

(Referred to in paragraph 2(A)(f) under 'Report on Other Legal and Regulatory Requirements' section of our report of even date)

Opinion

We have audited the internal financial controls with reference to financial statements of Micron Metropolis Healthcare Private Limited ("the Company") as of 31 March 2020 in conjunction with our audit of the financial statements of the Company for the year ended on that date

In our opinion, the Company, have, in all material respects, adequate internal financial controls with reference to the financial statements and such internal financial controls were operating effectively as at 31 March 2020, based on the internal financial controls with reference to the financial statements criteria established by the Company considering the essential components of internal control stated in the Guidance Note on Audit of Internal Financial Controls Over Financial Reporting issued by the Institute of Chartered Accountants of India (the "Guidance Note").

Management's Responsibility for Internal Financial Controls

The Company's management and the Board of Directors are responsible for establishing and maintaining internal financial controls based on the internal financial controls with reference to the financial statements criteria established by the Company considering the essential components of internal control stated in the Guidance Note. These responsibilities include the design, implementation and maintenance of adequate internal financial controls that were operating effectively for ensuring the orderly and efficient conduct of its business, including adherence to company's policies, the safeguarding of its assets, the prevention and detection of frauds and errors, the accuracy and completeness of the accounting records, and the timely preparation of reliable financial information, as required under the Companies Act, 2013 (hereinafter referred to as "the Act").

Auditors' Responsibility

Our responsibility is to express an opinion on the Company's internal financial controls with reference to the financial statements based on our audit. We conducted our audit in accordance with the Guidance Note and the Standards on Auditing, prescribed under section 143(10) of the Act, to the extent applicable to an audit of internal financial controls with reference to financial statements. Those Standards and the Guidance Note require that we comply with ethical requirements and plan and perform the audit to obtain reasonable assurance about whether adequate internal financial controls with reference to the financial statements were established and maintained and whether such controls operated effectively in all material respects.

Our audit involves performing procedures to obtain audit evidence about the adequacy of the internal financial controls with reference to the financial statements and their operating effectiveness. Our audit of internal financial controls with reference to the financial statements included obtaining an understanding of such internal financial controls, assessing the risk that a material weakness exists, and testing and evaluating the design and operating effectiveness of internal control based on the assessed risk. The procedures selected depend on the auditor's judgement, including the assessment of the risks of material misstatement of the financial statements, whether due to fraud or error.



Micron Metropolis Healthcare Private Limited

Annexure B to the Independent Auditors' report on the financial statements of Micron Metropolis Healthcare Private Limited for the year ended 31 March 2020 *(Continued)*

Auditors' Responsibility *(Continued)*

We believe that the audit evidence we have obtained is sufficient and appropriate to provide a basis for our audit opinion on the Company's internal financial controls with reference to the financial statements.

Meaning of Internal Financial controls with Reference to Financial Statements

A company's internal financial controls with reference to the financial statements is a process designed to provide reasonable assurance regarding the reliability of financial reporting and the preparation of financial statements for external purposes in accordance with generally accepted accounting principles. A company's internal financial controls with reference to the financial statements include those policies and procedures that: (1) pertain to the maintenance of records that, in reasonable detail, accurately and fairly reflect the transactions and dispositions of the assets of the company; (2) provide reasonable assurance that transactions are recorded as necessary to permit preparation of financial statements in accordance with generally accepted accounting principles, and that receipts and expenditures of the company are being made only in accordance with authorisations of management and directors of the company; and (3) provide reasonable assurance regarding prevention or timely detection of unauthorised acquisition, use, or disposition of the company's assets that could have a material effect on the financial statements.

Inherent Limitations of Internal Financial controls with Reference to Financial Statements

Because of the inherent limitations of internal financial controls with reference to the financial statements, including the possibility of collusion or improper management override of controls, material misstatements due to error or fraud may occur and not be detected. Also, projections of any evaluation of the internal financial controls with reference to the financial statements to future periods are subject to the risk that the internal financial controls with reference to the financial statements may become inadequate because of changes in conditions, or that the degree of compliance with the policies or procedures may deteriorate.

For B S R & Co. LLP

Chartered Accountants

Firm's Registration No: 101248W/W-100022



Tarun Kinger
Partner

Mumbai
28 May 2020

Membership No: 105003

ICAI UDIN : 20105003AAAAAT9230

Micron Metropolis Healthcare Private Limited

Balance sheet

as at 31 March 2020

(Currency : Indian Rupees in lakhs)

Particulars	Note No.	31 March 2020	31 March 2019
ASSETS			
Non-current assets:			
Property, plant and equipment	3	69.54	53.85
Right of Use Assets	38	124.07	-
Goodwill	4	58.58	58.58
Financial Assets:			
Loans	5	1.51	1.51
Deferred tax assets (net)	6	4.88	2.75
Non current tax assets	7	24.31	-
Total Non Current Assets		282.89	116.69
Current assets:			
Inventories	8	19.77	22.24
Financial Assets:			
(i) Investments	9	156.73	145.56
(ii) Trade receivables	10	91.00	108.87
(iii) Cash and cash equivalents	11	113.81	114.38
(iv) Bank balances other than cash and cash equivalents	12	120.00	-
v) Loans	13	8.00	8.00
vi) Other current financial assets	14	5.93	-
Other current assets	15	9.74	6.15
Total Current Assets		524.98	405.21
Total Assets		807.87	521.87
EQUITY AND LIABILITIES			
Equity:			
(i) Equity share capital	16	10.00	10.00
(ii) Other equity	17	395.28	344.49
Total Equity		405.28	354.49
LIABILITIES			
Non-current liabilities			
Financial Liabilities:			
Lease liabilities	18	109.07	-
Provisions	19	8.07	6.61
Total Non Current Liabilities		117.14	6.61
Current liabilities			
Financial Liabilities			
(i) Lease Liabilities	20	29.29	-
(ii) Trade payables			
- Total outstanding due to micro and small enterprises	21	10.56	-
- Total outstanding dues of creditors other than micro enterprises and small enterprises	21	132.88	47.49
(iii) Other current financial liabilities	22	53.44	63.14
Other current liabilities	23	16.19	13.81
Provisions	24	6.04	1.46
Current tax liabilities (net)	25	37.05	34.87
Total Current Liabilities		285.45	160.77
Total Equity and Liabilities		807.87	521.87



The accompanying notes are an integral part of these financial statements

As per our report of even date attached

For B S R & Co. LLP

Chartered Accountants

Firm Registration No: 101248W/W-100022



Tarun Kinger

Partner

Membership No. 105003


Place : Mumbai

Date : 28 May 2020

For and on behalf of the Board of Directors

Micron Metropolis Healthcare Private Limited

CIN: U93000MH2011PTC224985




Ameera Shah

Director

DIN: 00208095

Place : Mumbai

Date : 28 May 2020



Dr. Nilesh Shah

Director

DIN: 01130652

Place : Mumbai

Date : 28 May 2020

Micron Metropolis Healthcare Private Limited

Statement of profit and loss

for the year ended 31 March 2020

(Currency : Indian Rupees in lakhs)

Particulars	Note No.	31 March 2020	31 March 2019
Income			
Revenue from operations	26	1,143.61	1,079.13
Other income	27	17.25	12.93
Total Income		1,160.86	1,092.06
Expenses:			
Cost of materials consumed	28	167.13	154.84
Laboratory testing charges	29	229.43	188.73
Employee benefits expense	30	209.62	189.43
Finance costs	31	15.28	6.01
Depreciation expense	32	48.52	12.72
Other expenses	33	265.81	292.52
Total expenses		935.79	844.24
Profit before tax		225.07	247.82
Tax expense:			
(1)Current tax	34	60.00	68.00
(2)Deferred tax	34	0.34	1.94
(3)Tax adjustments for earlier years	34	(13.27)	-
Total Tax Expenses		47.07	69.94
Profit for the year		178.00	177.88
Other Comprehensive Income			
<u>Items that will not be reclassified to profit or loss</u>			
Remeasurements of the defined benefit plans		(2.34)	1.11
Income tax on Remeasurements of the defined benefit plans		0.59	(0.31)
Other comprehensive (loss)/ income for the year, net of income		(1.75)	0.80
Total Comprehensive Income for the year		176.25	178.68
Earnings per equity share (Face value of Rs. 10 each)			
(1) Basic earnings per share	35	178.00	177.88
(2) Diluted earnings per share	35	178.00	177.88
Significant accounting policies	1-2		

The accompanying notes form an integral part of these financial statements

As per our report of even date attached

For B S R & Co. LLP

Chartered Accountants

Firm Registration No: 101248W/W-100022



Tarun Kinger

Partner

Membership No. 105003

Place : Mumbai

Date : 28 May 2020

For and on behalf of the Board of Directors

Micron Metropolis Healthcare Private Limited

CIN: U93000MH2011PTC224985



Ameera Shah

Director

DIN: 00208095

Place : Mumbai

Date : 28 May 2020



Dr. Nilesh Shah

Director

DIN: 01130652

Place : Mumbai

Date : 28 May 2020

Micron Metropolis Healthcare Private Limited

Statement of Cash flows

for the year ended 31 March 2020

(Currency : Indian Rupees in lakhs)

Particulars	31 March 2020	31 March 2019
A Cash Flow from Operating Activities		
Profit before tax	225.07	247.82
Adjustments for :		
Property, plant and equipment written off	0.17	-
Provision for bad and doubtful debts / written (back) (net)	5.05	2.99
Provision for doubtful advances (net)	-	-
Gain on redemption of mutual fund investment	-	(3.09)
Changes in fair value of current investments	(11.16)	(9.83)
Interest income from bank deposits	(6.09)	-
Interest on lease liabilities	15.28	6.01
Depreciation expense	48.52	12.72
Operating profit before working capital changes	276.84	256.63
Adjustments:		
(Decrease)/(Increase) in Inventories	2.47	(4.06)
Decrease/ (Increase) in Trade receivables	14.92	(34.72)
(Increase) in Other current assets	(5.75)	(1.62)
Increase in Provision	3.71	1.95
Increase/ (Decrease) in Trade Payables	95.95	(20.05)
(Decrease)/Increase in other current financial liabilities	(23.70)	10.16
Increase in other current liabilities	2.39	5.19
Cash generated from operating activities	366.83	213.48
Income tax paid (net)	(68.85)	(66.49)
Net cash generated from operating activities (A)	297.98	146.99
B Cash flows from investing activities		
Purchase of property, plant and equipment	(2.07)	(10.70)
Purchase of current investments	-	(150.00)
Proceeds from sale of current investments	-	150.00
Interest received	0.16	-
Investment in Fixed Deposit with bank (having maturity more than 3 months) (net)	(120.00)	-
Net cash (used in) from investing activities (B)	(121.91)	(10.70)
C Cash Flow from Financing Activities		
Interim dividend Paid	(100.00)	-
Tax on interim dividend paid	(20.56)	-
Payment of lease liabilities	(27.59)	-
Interest paid on lease liabilities	(15.28)	(5.28)
Payment of long-term borrowing	(13.22)	(89.54)
Net cash (used in) financing activities (C)	(176.65)	(94.82)
Net (Decrease)/ Increase in cash and cash equivalents (A) + (B) + (C)	(0.57)	41.47
Cash and Cash Equivalents at the beginning of the year	114.38	72.91
Cash and Cash Equivalents at the end of the year (Refer note 11)	113.81	114.38

The accompanying notes form an integral part of these financial Statements

As per our report of even date attached

For B S R & Co. LLP
Chartered Accountants
Firm's Registration No: 101248W/W-100022



Tarun Kinger
Partner
Membership No. 105003

Place : Mumbai
Date : 28 May 2020

For and on behalf of the Board of Directors
Micron Metropolis Healthcare Private Limited
CIN: U93000MH2011PTC224985


Ameera Shah
Director
DIN: 00208095

Place : Mumbai
Date : 28 May 2020


Dr. Nilesh Shah
Director
DIN: 01130652

Place : Mumbai
Date : 28 May 2020

Micron Metropolis Healthcare Private Limited

Statement of Changes in Equity ('SOCIE')

for the year ended 31 March 2020

(Currency : Indian Rupees in lakhs)

(a) Equity share capital

Equity shares of Rs 10 each	Number of shares	Amount
Balance as at 1 April 2018	1,00,000	10.00
Changes in equity share capital during the year	-	-
Balance as at 31 March 2019	1,00,000	10.00
Changes in equity share capital during the year	-	-
Balance as at 31 March 2020	1,00,000	10.00

(b) Other equity

Particulars	Reserves & Surplus Securities premium	Retained earnings	Other comprehensive income	Total other Equity
Balance as at 1 April 2018	19.00	146.70	0.11	165.81
Profit for the year	-	177.88	-	177.88
Re-measurement of defined benefit plans (net of tax)	-	-	0.80	0.80
Total comprehensive income	-	177.88	0.80	178.68
Balance as at 31 March 2019	19.00	324.58	0.91	344.49
Balance as at 1 April 2019	19.00	324.58	0.91	344.49
Profit for the year	-	178.00	-	178.00
Re-measurement of defined benefit plans (net of tax)	-	-	(1.75)	(1.75)
Total comprehensive income	-	178.00	(1.75)	176.25
Interim dividend	-	(100.00)	-	(100.00)
Tax on Interim dividend	-	(20.56)	-	(20.56)
Transition impact of Ind AS 116 (refer note 38)	-	(4.90)	-	(4.90)
Balance as at 31 March 2020	19.00	377.12	(0.84)	395.28

The accompanying notes form an integral part of these financial statements

As per our report of even date

For B S R & Co. LLP

Chartered Accountants

Firm Registration No: 101248W/W-100022




Tarun Kinger
Partner

Membership No. 105003

Place : Mumbai

Date : 28 May 2020



Ameera Shah
Director

DIN: 00208095

Place : Mumbai

Date : 28 May 2020

For and on behalf of the Board of Directors
Micron Metropolis Healthcare Private Limited
CIN: U93000MH2011PTC224985



Dr. Nilesh Shah
Director

DIN: 01130652

Place : Mumbai

Date : 28 May 2020

Micron Metropolis Healthcare Private Limited

Notes to the financial statements

for the year ended 31 March 2020

(Currency : Indian Rupees in lakhs)

1 Background of the Company and nature of operation

Micron Metropolis Healthcare Private Limited (the 'Company'), was incorporated on 15 December 2011 and is engaged in the business of providing healthcare facilities. The principal activities of the Company consist of providing pathology and related healthcare services.

The Company is a private limited company incorporated and domiciled in India. The address of its corporate office is 250 D Udyog bhavan Worli Mumbai . As at 31 March 2020, Metropolis Healthcare Limited, the holding company owned 100% of the Company's equity share capital.

2 Basis of preparation, measurement and significant accounting policies

2.1 Basis of preparation and measurement

a Statement of compliance:

The financial statements have been prepared in accordance with Indian Accounting Standards ("Ind AS") as notified by Ministry of Corporate Affairs pursuant to Section 133 of the Companies Act, 2013 ('Act') read with the Companies (Indian Accounting Standards) Rules, 2015 as amended by relevant amendment rules issued thereafter.

The financial statements were authorised for issue by the Company's Board of Directors on 28 May 2020.

b Current vs non-current classification:

All the assets and liabilities have been classified into current and non current.

Assets:

An asset is classified as current when it satisfies any of the following criteria:

- a) it is expected to be realised in, or is intended for sale or consumption in, the Company's normal operating cycle;
- b) it is held primarily for the purpose of being traded;
- c) it is expected to be realised within twelve months after the reporting date; or
- d) it is cash or cash equivalent unless it is restricted from being exchanged or used to settle a liability for at least twelve months after the reporting date.

Liabilities:

A liability is classified as current when it satisfies any of the following criteria:

- a) it is expected to be settled in the Company's normal operating cycle;
- b) it is held primarily for the purpose of being traded;
- c) it is due to be settled within twelve months after the reporting date; or
- d) the Company does not have an unconditional right to defer settlement of the liability for at least twelve months after the reporting date. Terms of a liability that could, at the option of the counterparty, result in its settlement by the issue of equity instruments do not affect its classification.

Operating Cycle

The Company has determined its operating cycle as 12 months for the purpose of classification of its assets and liabilities as current and non-current.

c Basis of measurement



These financial statements have been prepared on a historical cost basis, except for the following assets and liabilities which have been measured at fair value or revalued amount:

- Certain financial assets and liabilities measured at fair value
- Net defined benefit (asset) / liability - Fair value of plan assets less present value of defined benefit obligations



2.1 Basis of preparation and measurement (continued)

d Key estimates and assumptions

In preparing these financial statements, management has made judgements, estimates and assumptions that affect the application of accounting policies and the reported amounts of assets, liabilities, income and expenses. Actual results may differ from these estimates.

The areas involving critical estimates or judgements are :

- i. Determination of useful lives of property, plant and equipment and intangibles; (Note 2.2(a))
- ii. Impairment test of non-financial assets (Note 2.2(b))
- Lease Term (Note 2.2(k))
- iv. Recognition of deferred tax assets; (Note 2.2(l))
- v. Recognition and measurement of provisions and contingencies; (Note 2.2(g))
- vi. Fair value of financial instruments (Note 2.2(d))
- vii. Impairment of financial assets (Note 2.2(d))

iii.

e Measurement of fair values

Company's accounting policies and disclosures require the measurement of fair values, for both financial and non-financial assets and liabilities.

Fair value is the price that would be received to sell an asset or paid to transfer a liability in an orderly transaction between market participants at the measurement date. A fair value measurement of a non-financial asset takes into account a market participant's ability to generate economic benefits by using the asset in its highest and best use or by selling it to another market participant that would use the asset in its highest and best use.

Fair values are categorized into different levels in a fair value hierarchy based on the inputs used in the valuation techniques as follows.

Level 1: quoted prices (unadjusted) in active markets for identical assets or liabilities.

Level 2: inputs other than quoted prices included in Level 1 that are observable for the asset or liability, either directly (i.e. as prices) or indirectly (i.e. derived from prices).

Level 3: inputs for the asset or liability that are not based on observable market data (unobservable inputs).

If the inputs used to measure the fair value of an asset or a liability fall into different levels of the fair value hierarchy, then the fair value measurement is categorized in its entirety in the same level of the fair value hierarchy as the lowest level input that is significant to the entire measurement.

The Company recognizes transfers between levels of the fair value hierarchy at the end of the reporting period during which the change has occurred.

Further information about the assumptions made in measuring fair values is included in the following notes

- Financial instruments (Note 36)



2.2 Significant accounting policies

a) Property plant and equipment

Recognition and measurement:

Items of property, plant and equipment are measured at cost less accumulated depreciation and any accumulated impairment losses.

The cost of an item of property, plant and equipment comprises its purchase price, including import duties and non-refundable purchase taxes, (after deducting trade discounts and rebates), any directly attributable costs of bringing the asset to its working condition for its intended use and estimated costs of dismantling and removing the item and restoring the item and restoring the site on which it is located.

If significant parts of an item of property, plant and equipment have different useful lives, then they are accounted for as separate items (major components) of property, plant and equipment.

Any gain or loss arising on the disposal or retirement of an item of PPE is determined as the difference between the sales proceeds and the carrying amount of the asset and is recognized in the Statement of profit and loss when the item is derecognized.

Subsequent expenditure:

Subsequent costs are included in the assets carrying amount or recognized as a separate asset, as appropriate only if it is probable that the future economic benefits associated with the item will flow to the Company and that the cost of the item can be reliably measured. The carrying amount of any component accounted for as a separate asset is derecognized when replaced. All other repair and maintenance are charged to profit and loss during the reporting period in which they are incurred.

Depreciation:

Depreciation of these PPE commences when the assets are ready for their intended use. Depreciation on property, plant and equipment, other than leasehold improvements, is provided under the written down value method in the manner prescribed under Schedule II of the Act, except in the following case where the life is different than as indicated in Schedule II of the Act which is based on the technical evaluation of useful life carried out by the management:

Particulars	Management's estimate of useful life	Useful life as per Schedule II
Laboratory Equipment's (Plant & Equipments) : (Electrical Machinery, X-ray & diagnostic equipment's namely Cat-scan, Ultrasound , ECG monitors.)	13 years	10 years
Computers	6 years	3 years
Furniture and Fixtures	15 years	10 years
Vehicles	10 years	8 years

Leasehold improvement is amortized over the lease term i.e. the non-cancellable period of a lease adjusted with any option to extend or terminate the lease, if the use of such option is reasonably certain.

Depreciation methods, useful lives and residual values are reviewed at each reporting date and adjusted if appropriate

b) Intangible assets

Goodwill

Goodwill that arises on a business combination is subsequently measured at cost less any accumulated impairment losses

Other Intangible assets:

Intangible assets acquired separately are measured on initial recognition at cost. The cost of intangible assets acquired in a business combination is their fair value at the date of acquisition. Following initial recognition, intangible assets are carried at cost less accumulated amortisation and any accumulated impairment losses.



Amortization:

Goodwill is not amortised and is tested for impairment annually.

2.2 Significant accounting policies (Continued)

c) Impairment of non-financial assets

The Company's non-financial assets, other than inventories and deferred tax assets, are reviewed at each reporting date to determine whether there is any indication of impairment. If any such indication exists, then the asset's recoverable amount is estimated.

The recoverable amount of an individual asset (or where applicable, that of cash generating unit (CGU) to which the asset belongs) is the higher of its value in use and its fair value less costs to sell. Value in use is based on the estimated future cash flows, discounted to their present value using a pre-tax discount rate that reflects current market assessments of the time value of money and the risks specific to the asset (or CGU).

An impairment loss is recognised if the carrying amount of an asset or CGU exceeds its estimated recoverable amount. Impairment losses are recognised in the statement of profit and loss.

An impairment loss is recognised if the carrying amount of an asset or CGU exceeds its estimated recoverable amount. Impairment losses are recognised in the statement of profit and loss. After impairment, depreciation is provided on the revised carrying amount of the assets over its remaining useful life.

d) Financial Instruments

A financial instrument is any contract that gives rise to a financial asset of one entity and a financial liability or equity instrument of another entity. Financial instruments also include derivative contracts such as foreign exchange forward contracts, futures and currency options.

1. Financial assets

Initial recognition and measurement

Financial assets are initially recognized when the Company becomes a party to the contractual provisions of the instrument. All financial assets other than those measured subsequently at fair value through profit and loss, are recognized initially at fair value plus transaction costs that are attributable to the acquisition of the financial asset.

Subsequent measurement

For the purpose of subsequent measurement, financial assets are classified in the following categories:

- Amortized cost,
- Fair value through profit (FVTPL)

Amortized cost :

A financial instrument is measured at the amortized cost if both the following conditions are met:

The asset is held within a business model whose objective is to hold assets for collecting contractual cash flows, and contractual terms of the asset give rise on specified dates to cash flows that are solely payments of principal and interest (SPPI) on the principal amount outstanding.

After initial measurement, such financial assets are subsequently measured at amortized cost using the effective interest rate (EIR) method.

Fair value through profit and loss ('FVTPL'):

All financial assets that do not meet the criteria for amortised cost or fair value through other comprehensive income are measured at fair value through profit or loss with all changes recognized in the Statement of Profit and Loss. Interest (basis EIR method) income from financial assets at fair value through profit or loss is recognised in the statement of profit and loss within finance income/ finance costs separately from the other gains/ losses arising from changes in the fair value.



2.2 Significant accounting policies (Continued)

Financial instruments (continued)

Derecognition:

A financial asset (or, where applicable, a part of a financial asset or a part of a Company of similar financial assets) is primarily derecognized (i.e. removed from the Company's balance sheet) when:

The contractual rights to receive cash flows from the financial asset have expired, or

The Company has transferred its rights to receive cash flows from the asset or has assumed an obligation to pay the received cash flows in full without material delay to a third party under a 'pass-through' arrangement; and either

- (a) the Company has transferred substantially all the risks and rewards of the asset, or
- (b) the Company has neither transferred nor retained substantially all the risks and rewards of the asset, but has transferred control of the asset.

On de-recognition, any gains or losses on all equity instruments (measured at FVTPL), are recognized in the Statement of Profit and Loss.

Impairment of financial assets

In accordance with Ind-AS 109, the Company applies Expected Credit Loss ("ECL") model for measurement and recognition of impairment loss on the financial assets measured at amortized cost and debt instruments measured at FVOCI.

Trade receivables

The Company reviews its trade receivables to assess impairment at regular intervals. The Company's credit risk is primarily attributable to its trade receivables. In determining whether impairment losses should be reported in the statement of profit and loss, the Company makes judgments as to whether there is any observable data indicating that there is a measurable decrease in the estimated future cash flows. Accordingly, an allowance for expected credit loss is made where there is an identified loss event or condition which, based on previous experience, is evidence of a reduction in the recoverability of the cash flows.

Impairment of financial instruments (other than at fair value)

The Company assesses on a forward-looking basis the expected credit loss associated with its assets carried at amortised cost and FVTOCI debt instruments. The impairment methodology applied depends on whether there has been a significant increase in credit risk. For trade receivables only, the Company applies the simplified approach permitted by Ind AS 109 - Financial Instruments, which requires expected lifetime losses to be recognised from initial recognition of the receivables.

2. Financial liabilities

Initial recognition and measurement

Financial liabilities are initially recognized when the Company becomes a party to the contractual provisions of the instrument.

Financial liability is initially measured at fair value plus, for an item not at fair value through profit and loss, transaction costs that are directly attributable to its acquisition or issue.



Subsequent measurement

Subsequent measurement is determined with reference to the classification of the respective financial liabilities.

Financial Liabilities at Fair Value through Profit or Loss (FVTPL):

A financial liability is classified as Fair Value through Profit or Loss (FVTPL) if it is classified as held-for trading or is designated as such on initial recognition. Financial liabilities at FVTPL are measured at fair value and changes therein, including any interest expense, are recognized in the Statement of Profit and Loss.

Financial Liabilities at amortized cost:

After initial recognition, financial liabilities other than those which are classified as FVTPL are subsequently measured at amortized cost using the effective interest rate ("EIR") method.

Amortized cost is calculated by taking into account any discount or premium and fees or costs that are an integral part of the EIR. The amortization done using the EIR method is included as finance costs in the Statement of Profit and Loss



2.2 Significant accounting policies (Continued)

Financial instruments (continued)

Derecognition

A financial liability is derecognized when the obligation under the liability is discharged or cancelled or expires. When an existing financial liability is replaced by another from the same lender on substantially different terms, or the terms of an existing liability are substantially modified, such an exchange or modification is treated as the derecognition of the original liability and the recognition of a new liability. The difference in the respective carrying amounts is recognized in the statement of profit or loss.

Offsetting of financial instruments

Financial assets and financial liabilities are offset and the net amount is reported in the balance sheet if there is a currently enforceable legal right to offset the recognized amounts and there is an intention to settle on a net basis, or to realize the assets and settle the liabilities simultaneously.

e) Inventories

Inventories comprise of reagents, chemicals, diagnostic kits, medicines and consumables. Inventories are valued at lower of cost and net realizable value. Cost comprises the cost of purchase and all other costs attributed to bring the goods to that particular condition and location. Net realizable value is the estimated selling price in the ordinary course of business, less the estimated costs of completion and selling expenses.

f) Cash and Cash Equivalents

Cash and cash equivalents in the balance sheet and cash flow statement includes cash at bank and on hand, deposits held at call with banks, with original maturities less than three months which are readily convertible into cash and which are subject to insignificant risk of changes in value.

g) Provisions, Contingent Liabilities and Contingent Assets

A provision is recognized when the enterprise has a present obligation (legal or constructive) as a result of a past event and it is probable that an outflow of resources embodying economic benefits will be required to settle the obligation, in respect of which a reliable estimate can be made. These are reviewed at each balance sheet date and adjusted to reflect the current management estimates.

If the effect of the time value of money is material, provisions are determined by discounting the expected future cash flows specific to the liability. The unwinding of the discount is recognized as finance cost.

Contingent Liabilities are disclosed in respect of possible obligations that arise from past events but their existence is confirmed by the occurrence or non-occurrence of one or more uncertain future events not wholly within the control of the Company or a present obligation that arises from past events where it is either not probable that an outflow of resources will be required to settle the obligation or a reliable estimate of the amount cannot be made. Contingent liabilities are not accounted but disclosed in the financial statements, unless possibility of an outflow of resources embodying economic benefit is remote.

A contingent asset is a possible asset that arises from past events and whose existence will be confirmed only by the occurrence or non-occurrence of one or more uncertain future events not wholly within the control of the entity. Contingent Assets are not recognized till the realization of the income is virtually certain. However the same are disclosed



2.2 Significant accounting policies (*Continued*)

h) **Revenue Recognition**

Revenue comprise of revenue from providing healthcare services such as health checkup and laboratory services. Pathology service is the only principal activity and reportable segment from which the Company generates its revenue.

Revenue is recognised once the testing samples are processed for requisitioned test, to the extent that it is probable that the economic benefits will flow to the Company and revenue can be reliably measured.

Revenue is recognised at an amount that reflects the consideration to which the Company expects to be entitled in exchange for transferring the services to a customer i.e. on rendering of service to the customer. Revenue from rendering of services is net of Indirect taxes and discounts, if any.

Contract liabilities: A contract liability is the obligation to transfer services to a customer for which the Company has received consideration from the customer. If a customer pays consideration before the Company transfers services to the customer, a contract liability is recognised when the payment is made by the customers. Contract liabilities are recognised as revenue when the Company performs under the contract.

i) **Other Income**

Interest income

For all financial instruments measured at amortized cost, interest income is recorded using the effective interest rate (EIR). EIR is the rate which exactly discounts the estimated future cash receipts over the expected life of the financial instrument to the gross carrying amount of the financial asset. When calculating the EIR the Company estimates the expected cash flows by considering all the contractual terms of the financial instrument (for example, prepayments, extensions, call and similar options); expected credit losses are considered if the credit risk on that financial instrument has increased significantly since initial recognition

Dividend income

Dividends are recognized in statement of profit and loss on the date on which the Company's right to receive payment is established.

j) **Employee Benefits**

(i) Short-term Employee benefits

Liabilities for wages and salaries, bonus, compensated absences and ex gratia including non-monetary benefits that are expected to be settled wholly within twelve months after the end of the period in which the employees render the related service are classified as short term employee benefits and are recognized as an expense in the Statement of Profit and Loss as the related service is provided.

A liability is recognized for the amount expected to be paid if the Company has a present legal or constructive obligation to pay this amount as a result of past service provided by the employee and the obligation can be estimated reliably.

(ii) Post-Employment Benefits

Defined Contribution Plans

A defined contribution plan is a post-employment benefit plan under which a company pays specified contributions to a separate entity and has no obligation to pay any further amounts. The Company makes contribution to provident fund in accordance with Employees Provident Fund and Miscellaneous Provisions Act, 1952 and Employee State Insurance. Contribution paid or payable in respect of defined contribution plan is recognized as an expense in the year in which services are rendered by the employee.

Defined Benefit Plans

The Company's gratuity benefit scheme is a defined benefit plan. The liability recognised in the balance sheet in respect of gratuity is the present value of the defined benefit/obligation at the balance sheet date less the fair value of plan assets, together with adjustments for unrecognised actuarial gain losses and past service costs. The defined benefit/obligation are calculated at balance sheet date by an independent actuary using the projected unit credit method.

Re-measurement of the net defined benefit liability, which comprise actuarial gains and losses, the return on plan assets (excluding interest) and the effect of the asset ceiling (if any, excluding interest), are recognised immediately in other comprehensive income (OCI).



2.2 Significant accounting policies (Continued)

k) Leases

The Company has adopted Ind AS 116-Leases effective 1 April, 2019, using the modified retrospective method. The Company has applied the standard to its leases with the cumulative impact recognised on the date of initial application (1 April, 2019). Accordingly, previous period information has not been restated.

The Company's lease asset classes primarily consist of leases for premises. The Company assesses whether a contract is or contains a lease, at inception of a contract. A contract is, or contains, a lease if the contract conveys the right to control the use of an identified asset for a period of time in exchange for consideration. To assess whether a contract conveys the right to control the use

of an identified asset, the Company assesses whether:

- (i) the contract involves the use of an identified asset
- (ii) the Company has substantially all of the economic benefits from use of the asset through the period of the lease and
- (iii) the Company has the right to direct the use of the asset

At the date of commencement of the lease, the Company recognises a right-of-use asset ("ROU") and a corresponding lease liability for all lease arrangements in which it is a lessee, except for leases with a term of twelve months or less (short term leases) and leases of low value assets. For these short term and leases of low value assets, the Company recognises the lease payments as an operating expense on a straight line basis over the term of the lease.

The right-of-use assets are initially recognised at cost, which comprises the initial amount of the lease liability adjusted for any lease payments made at or prior to the commencement date of the lease plus any initial direct costs less any lease incentives. They are subsequently measured at cost less accumulated depreciation and impairment losses, if any. Right-of-use assets are depreciated from the commencement date on a straight-line basis over the shorter of the lease term and useful life of the underlying asset.

The lease liability is initially measured at the present value of the future lease payments. The lease payments are discounted using the interest rate implicit in the lease or, if not readily determinable, using the incremental borrowing rates. The lease liability is subsequently remeasured by increasing the carrying amount to reflect interest on the lease liability, reducing the carrying amount to reflect the lease payments made.

A lease liability is remeasured upon the occurrence of certain events such as a change in the lease term or a change in an index or rate used to determine lease payments. The remeasurement normally also adjusts the leased asset.

Lease liability and ROU asset have been separately presented in the Balance Sheet and lease payments have been classified as financing cash flows.

l) Income-tax

Income tax expense /income comprises current tax expense income and deferred tax expense income. It is recognized in statement of profit and loss except to the extent that it relates to items recognized directly in equity or in other comprehensive Income, in which case, the tax is also recognized directly in equity or other comprehensive income, respectively.

Current Tax

Current tax comprises the expected tax payable or recoverable on the taxable profit or loss for the year and any adjustment to the tax payable or recoverable in respect of previous years. It is measured using tax rates enacted or substantively enacted by the end of the reporting period.

- Current tax assets and liabilities are offset only if, the Company has a legally enforceable right to set off the recognized amounts; and
- intends either to settle on a net basis, or to realize the asset and settle the liability simultaneously.



2.2 Significant accounting policies (Continued)

Deferred Tax

Deferred tax is recognized in respect of temporary differences between the carrying amount of assets and liabilities for financial reporting purpose and the amount considered for tax purpose.

Deferred tax assets are recognized for unused tax losses, unused tax credits and deductible temporary differences to the extent that it is probable that future taxable profits will be available against which they can be utilized. Deferred tax assets are reviewed at each reporting date and are reduced to the extent that it is no longer probable that sufficient taxable profit will be available to allow the benefit of part or all of that deferred tax asset to be utilized such reductions are reversed when it becomes probable that sufficient taxable profits will be available.

Unrecognized deferred tax assets are reassessed at each reporting date and recognized to the extent that it has become probable that future taxable profits will be available against which they can be recovered. Deferred tax is measured at the tax rates that are expected to be applied to temporary differences when they reverse, using tax rates enacted or substantively enacted by the end of the reporting period.

The measurement of deferred tax assets and liabilities reflects the tax consequences that would follow from the manner in which the Company expects, at the reporting date, to recover or settle the carrying amount of its assets and liabilities.

Deferred tax assets and liabilities are offset only if:

- i) the entity has a legally enforceable right to set off current tax assets against current tax liabilities; and
- ii) the deferred tax assets and the deferred tax liabilities relate to income taxes levied by the same taxation authority on the same taxable entity.

m) **Dividend**

The Company recognizes a liability for any dividend declared but not distributed at the end of the reporting period, when the distribution is authorized and the distribution is no longer at the discretion of the Company on or before the end of the reporting period.

n) **Earnings per share:**

Basic Earnings per share is calculated by dividing the profit or loss for the year attributable to the equity shareholders by the weighted average number of equity shares outstanding during the period.

For the purpose of calculating diluted earnings per share, the profit or loss for the year attributable to the equity shareholders and the weighted average number of equity shares outstanding during the period is adjusted to take into account:

- The after income tax effect of interest and other financing costs associated with dilutive potential equity shares, and
- Weighted average number of additional equity shares that would have been outstanding assuming the conversion of all dilutive potential equity shares.

o) **Segment Reporting**

Operating segments are reported in a manner consistent with the internal reporting provided to the Chief Operating Decision Maker (CODM) as defined in Ind AS-108 'Operating Segments' for allocating resources and assessing performance.

p) **Recent Indian Accounting Standards (Ind AS)**

Ministry of Corporate Affairs ("MCA") notifies new standards or amendments to the existing standards. There is no such notification which would have been applicable from 1 April 2020.

q) **Rounding of amounts**

All amounts in the financial statement and accompanying notes are presented in lakhs and have been rounded-off to two decimal place unless stated otherwise.



Micron Metropolis Healthcare Private Limited

Notes to the financial statements (Continued)
as at 31 March 2020

(Currency : Indian Rupees in lakhs)

3 Property, Plant and Equipment

(a) Changes in the carrying value of property, plant and equipment for the year ended 31 March 2020

Particulars	Leasehold Improvement	Electrical Installation	Plant and equipment	Furniture and fixtures	Computers	Office equipment	Vehicles	Total
Cost as at 1 April 2019	9.94	10.08	43.96	17.70	10.88	9.21	1.64	103.41
Additions during the year	-	-	28.08	-	0.01	1.20	-	29.29
Disposals during the year	-	(0.23)	(0.18)	-	(0.35)	(0.52)	-	(1.28)
Cost as at 31 March 2020 (A)	9.94	9.85	71.86	17.70	10.54	9.89	1.64	131.42
Accumulated depreciation as at 1 April 2019	7.30	3.65	17.25	10.37	7.56	4.29	0.94	49.56
Amortisation recognised for the year	1.98	0.89	6.68	1.33	1.17	1.21	0.17	13.43
Deduction on account of disposal	-	(0.14)	(0.14)	-	(0.33)	(0.50)	-	(1.11)
Accumulated depreciation as at 31 March 2020 (B)	9.28	4.40	23.79	11.70	8.40	5.00	1.11	61.88
Net carrying amount as at 31 March 2020 (A) - (B)	0.66	5.45	48.07	6.00	2.14	4.89	0.53	69.54

(b) Changes in the carrying value of property, plant and equipment for the year ended 31 March 2019

Particulars	Leasehold Improvement	Electrical Installation	Plant and equipment	Furniture and fixtures	Computers	Office equipment	Vehicles	Total
Cost as at 1 April 2018	9.94	10.08	34.69	17.70	10.07	8.59	1.64	92.71
Additions during the year	-	-	9.27	-	0.81	0.62	-	10.70
Disposals during the year	-	-	-	-	-	-	-	-
Cost as at 31 March 2019 (A)	9.94	10.08	43.96	17.70	10.88	9.21	1.64	103.41
Accumulated depreciation as at 1 April 2018	5.31	2.61	12.15	8.75	5.69	3.42	0.71	36.84
Amortisation recognised for the year	1.98	1.04	5.10	1.62	1.87	0.87	0.23	12.72
Deduction on account of disposal	-	-	-	-	-	-	-	-
Accumulated depreciation as at 31 March 2019 (B)	7.29	3.65	17.25	10.37	7.56	4.29	0.94	49.56
Net carrying amount as at 31 March 2019 (A) - (B)	2.65	6.43	26.71	7.33	3.32	4.92	0.70	53.85



Micron Metropolis Healthcare Private Limited

Notes to the financial statements (Continued) as at 31 March 2020

(Currency : Indian Rupees in lakhs)

4 Goodwill

(a) Changes in the carrying value of Goodwill for the year ended 31 March 20

Particulars	Goodwill*
Cost as at 1 April 2019	58.58
Additions during the year	-
Disposals during the year	-
Cost as at 31 March 2020 (A)	58.58
Accumulated Depreciation	
Accumulated depreciation as at 1 April 2019	-
Amortisation recognised for the year	-
Disposals during the year	-
Accumulated depreciation as at 31 March 2020 (B)	-
Net carrying amount as at 31 March 2020 (A) - (B)	58.58

(b) Changes in the carrying value of Goodwill for the year ended 31 March 2019

Particulars	Goodwill*
Cost as at 1 April 2018	58.58
Additions during the year	-
Disposals during the year	-
Cost as at 31 March 2019 (A)	58.58
Accumulated Depreciation	
Accumulated depreciation as at 1 April 2018	-
Amortisation recognised for the year	-
Disposals during the year	-
Accumulated depreciation as at 31 March 2019 (B)	-
Net carrying amount as at 31 March 2019 (A) - (B)	58.58

* Goodwill of Rs. 58.58 lakhs (net of accumulated depreciation as on 31 March 2016) is on account of acquisition of Micron Laboratory located at Panvel in Maharashtra during the year ended 31 March 2012.



Micron Metropolis Healthcare Private Limited

Notes to the financial statements (Continued)

as at 31 March 2020

(Currency : Indian Rupees in lakhs)

4 Goodwill with indefinite useful life (Continued)

Carrying amount of goodwill which is allocated to the pathology division as at 31 March 2020 is Rs. 58.58 lakhs (31 March 2019: Rs. 58.58 Lakhs). It was acquired on account of business purchase of Micron Laboratory.

For the purpose of impairment testing, goodwill acquired in a business combination is allocated to the cash generating units (CGU) , which benefit from the synergies of the acquisition.

Cash Generating Unit	31 March 2020	31 March 2019
Micron Metropolis Healthcare Private Limited	58.58	58.58

The recoverable amount of a CGU is based on its value in use. The value in use is estimated using discounted cash flows over a period of 5 years. we believe 5 years to be most appropriate time scale over which to review and consider annual performance before applying a fix terminal value multiple to year end cash flow.

Operating margins and growth rates for the five year cash flow projections have been estimated based on past experience and after considering the financial budgets/ forecasts approved by management. Other key assumptions used in the estimation of the recoverable amount are set out below. The values assigned to the key assumptions represent management's assessment of future trends in the relevant industries and have been based on historical data from both external and internal sources.

Key assumptions used in the value-in-use calculations

Assumptions	How determined
Budgeted EBITDA growth rate	Budgeted EBITDA has been based on past experience adjusted for the following: - Revenue in the diagnostic service is expected to grow on account of changing lifestyle and food habit. Revenue and EBITDA are factored by focused approach towards B2C segment, network expansion , operational efficiencies and automation.
Terminal value growth rate	Long-term growth rate used for the purpose of calculation of terminal value has been determined by taking into account nature of business , long term inflation expectation and long term GDP expectation for the Indian economy
Pre-tax risk adjusted discount rate	The discount rate applied to the cash flows of company's operations is generally based on the risk free rate for ten year bonds issued by the government in India. These rates are adjusted for a risk premium to reflect both the increased risk of investing in equities and the systematic risk of of the Company.

Particulars	31 March 2020	31 March 2019
Pre tax discount rate	12.00%	12.50%
Terminal value growth rate	5.00%	6.00%
Budgeted EBITDA growth rate	5% - 15%	10.00%- 18.00%

These assumptions are reviewed annually as part of management's budgeting and strategic planning cycles. These estimates may differ from actual results. The values assigned to each of the key assumptions reflect the Management's past experience as their assessment of future trends, and are consistent with external / internal sources of information.

The estimated recoverable amount of the CGU exceeds its carrying amount. The Company has also performed sensitivity analysis calculations on the projections used and discount rate applied. Given the significant headroom that exists, and the results of the sensitivity analysis performed, it is concluded that there is no significant risk that reasonable changes in any key assumptions would cause the carrying value of goodwill to exceed its value in use.



Micron Metropolis Healthcare Private Limited

Notes to the financial statements (Continued) as at 31 March 2020

(Currency : Indian Rupees in lakhs)

5 Non current loans	31 March 2020	31 March 2019
(Unsecured, considered good)		
Security deposits	1.51	1.51
	<u>1.51</u>	<u>1.51</u>
6 Deferred tax assets (net)	31 March 2020	31 March 2019
Deferred tax asset arising on account of :		
Provision for employee benefits	6.13	6.08
Provision for bad and doubtful debts	7.13	6.47
Provision for bad and doubtful advances	0.54	0.28
Right of Uses and Lease liabilities	3.60	-
Total (A)	17.40	12.83
Deferred tax liability arising on account of :		
Difference between book base and tax base of current investments	(5.64)	(3.27)
Difference between book base and tax base of property, plant and equipment and intangible assets	(6.88)	(6.81)
Total (B)	(12.52)	(10.08)
Net deferred tax assets (A+B)	4.88	2.75
7 Non current tax assets (net)	31 March 2020	31 March 2019
Advance taxes (net of provision for taxes 31 March 2020 :58 Lakhs)	24.30	-
	<u>24.30</u>	<u>-</u>
8 Inventories (valued at lower of cost or net realisable value)	31 March 2020	31 March 2019
Reagents, chemicals, diagnostic kits, medicines and consumables	19.77	22.24
	<u>19.77</u>	<u>22.24</u>
9 Current investment Investments in mutual funds	31 March 2020	31 March 2019
Unquoted equity shares at Fair Value through Profit or Loss		
Birla Sun Life Cash Plus Growth - 7,473.38 (31 March 2019: 7,473.38) Units of Rs.100 each	23.75	22.36
HDFC Cash Management Fund - Saving plan 318.96 (31 March 2019 :318.96) Units of Rs.1000 each	13.31	12.39
ICICI Prudential Flexible Income Plan 30,895 (31 March 2019: 30,895) Units of Rs.10 each	119.67	110.81
	<u>156.73</u>	<u>145.56</u>



10 Trade receivables	31 March 2020	31 March 2019
Unsecured, considered good*	91.00	108.87
Unsecured - significant increase in credit risk	-	-
Unsecured - credit impaired	28.32	23.26
	119.32	132.13
Less: Provision for debts having significant increase in credit risk	-	-
Less: Provision for debts which are credit impaired	(28.32)	(23.26)
	91.00	108.87
* Includes amount receivable from related parties (Refer Note 36)		

11 Cash and cash equivalents	31 March 2020	31 March 2019
Balances with banks		
- in current accounts	112.97	111.35
Cash on hand	0.84	3.03
	113.81	114.38

12 Bank balances other than cash and cash equivalents	31 March 2020	31 March 2019
Deposits with maturity of more than three months but less than twelve months	120.00	-
	120.00	-

13 Current loans	31 March 2020	31 March 2019
(Unsecured, considered good)		
Security deposits	8.00	8.00
(Unsecured, considered doubtful)		
Security deposits	-	-
- significant increase in credit risk	-	1.00
- credit impaired	-	-
	8.00	9.00
Less : Provision for advances having significant increase in credit risk	-	-
Less : Provision for advances which are credit impaired	-	(1.00)
	8.00	8.00

14 Other current financial assets	31 March 2020	31 March 2019
Interest Accrued but not due from Bank	5.93	-
	5.93	-

15 Other current assets	31 March 2020	31 March 2019
(Unsecured, considered good)		
Advance to suppliers	0.50	0.09
Advances to employees	1.41	3.81
Prepaid expenses	1.40	1.15
Others	6.43	1.10
	9.74	6.15
(Unsecured, considered doubtful)		
Advances to employees	2.15	-
	2.15	-
Less : Provision for advances having significant increase in credit risk	-	-
Less : Provision for advances which are credit impaired	(2.15)	-
	9.74	6.15

Details of authorised, issued and subscribed share capital & Reconciliation of number of shares at the beginning and at the end of the year

16 Equity share capital		
16.1 Authorised equity share capital	No. of shares	Amount
Equity shares of Rs 10/- each		
As at 31 March 2019	1,00,000	10.00
As at 31 March 2020	1,00,000	10.00
16.2 Issued equity capital	No. of shares	Amount
As at 1 April 2018	1,00,000.00	10.00
Add: Movement during the year	-	-
As at 31 March 2019	1,00,000.00	10.00
Add: Movement during the year	-	-
As at 31 March 2020	1,00,000.00	10.00



16 Equity share capital (Continued)

a Terms and Rights attached to equity shareholders:

The Company has only one class of equity shares having a par value of Rs. 10 per share. Each holder of equity shares is entitled to one vote per share. The dividend, if proposed by the Board of Directors, will be paid in Indian Rupees and will be subject to the approval of the shareholders in the ensuing Annual General Meeting, except interim dividend.

In the event of liquidation of the Company, the holders of equity shares will be entitled to receive the remaining assets of the Company, after distribution of all preferential amounts, if any. The distribution will be in proportion to the number of equity shares held by the shareholders.

b Shares held by holding company/ultimate holding company, subsidiaries/associates of holding company or ultimate holding company:

Shareholding structure	No. of shares	Amount
Metropolis Healthcare Limited		
Equity shares of Rs 10 each		
As at 1 April 2018	1,00,000	10.00
Add: Movement during the year	-	-
As at 31 March 2019	1,00,000	10.00
Add: Movement during the year	-	-
As at 31 March 2020	1,00,000	10.00

c Shareholders holding more than 5% of the equity shares in the Company as at the balance sheet date :

Shareholders	31 March 2020	
	Number	% shareholding
Metropolis Healthcare Limited*	1,00,000	100.00%
Total	1,00,000	100.00%

Shareholders	31 March 2019	
	Number	% shareholding
Metropolis Healthcare Limited*	1,00,000	100.00%
Total	1,00,000	100.00%

*includes 1 each share held by Ameera Shah and Sushil Shah as nominee of Metropolis Healthcare Limited.

d Aggregate number of bonus shares issued, shares issued for consideration other than cash and shares bought back during the period of five years immediately preceeding the date 31 March 2020

The Company has neither issued any bonus shares nor has there been any buy back of shares during five years immediately preceding 31 March 2020.

17 Other equity

	31 March 2020	31 March 2019
Securities premium	19.00	19.00
Retained earnings	377.12	324.58
Items of other Comprehensive Income	(0.84)	0.91
Closing balance	395.28	344.49

17.1 Securities premium

	31 March 2020	31 March 2019
Balance as at the beginning and end of the year	19.00	19.00

17.2 Retained earnings

	31 March 2020	31 March 2019
Opening Balance	324.58	146.69
Add: Profit For the year	178.00	177.88
Less : Interim dividend paid Rs. 100 (31 March 2019 : Rs. Nil) per equity share	(100.00)	-
Less : Tax on interim dividends	(20.56)	-
Less : Transition impact of Ind AS 116, net of tax (refer note 38)	(4.90)	-
Closing balance	377.12	324.58



17 Other equity (Continued)

17.3 Items of other Comprehensive Income

	31 March 2020	31 March 2019
Remeasurements of post-employment benefit obligation, net of tax		
Opening Balance	0.91	0.11
Other Comprehensive Income / (Loss)	(1.75)	0.80
Closing balance	(0.84)	0.91

Nature and purpose of Reserves

Securities premium

The amount received in excess of face value of the equity shares is recognised in Securities Premium account.

Retained earnings

Retained earnings are the profits that the Company has earned till date, less any transfers to general reserve, dividends or other distributions paid to shareholders. Retained Earnings is a free reserve available to the Company

18 Lease liabilities (Non Current liabilities)

	31 March 2020	31 March 2019
Lease Liabilities (refer note 38)	109.07	-
	109.07	-

19 Non current provisions

	31 March 2020	31 March 2019
Provision for employee benefits:		
- Gratuity [refer note 43 A]	8.07	6.61
	8.07	6.61

20 Lease liabilities (Current Liabilities)

	31 March 2020	31 March 2019
Lease Liabilities (refer note 38)	29.29	-
	29.29	-

21 Trade payables

	31 March 2020	31 March 2019
Total outstanding due to micro and small enterprises [refer note 42]	10.56	-
Total outstanding due to creditors other than micro and small enterprises*	132.88	47.49
	143.44	47.49

* It includes amount due to related parties [refer note 37]

22 Other current financial liabilities

	31 March 2020	31 March 2019
Interest accrued on unsecured loan	-	13.22
Employee related dues	24.32	22.45
Capital Creditors	27.22	-
Creditors for expenses	-	25.38
Security deposits	1.90	2.09
	53.44	63.14

23 Other current liabilities

	31 March 2020	31 March 2019
Advance from customers	10.69	8.21
Statutory dues*	5.50	5.60
	16.19	13.81

* Statutory Dues payable include Tax Deducted at Source, Provident Fund and Professional tax

24 Current provisions

	31 March 2020	31 March 2019
Provision for employee benefits:		
- Gratuity [refer note 43 A]	2.93	0.55
- Compensated absences	3.11	0.91
	6.04	1.46

25 Current tax liabilities (net)

	31 March 2020	31 March 2019
Provision for taxation (net of advance tax : 31 March 2020 : 148.99 lakhs 31 March 2019 : Rs . 170.17 lakh)	37.05	34.87
	37.05	34.87



Micron Metropolis Healthcare Private Limited

Notes to the financial statements (Continued) for the year ended 31 March 2020

(Currency : Indian Rupees in lakhs)

26 Revenue from operations

	31 March 2020	30 March 2019
Service income	1,142.38	1,079.13
Other operating revenue		
Sundry balance written back (net)	1.23	-
	<u>1,143.61</u>	<u>1,079.13</u>

27 Other income

	31 March 2020	30 March 2019
Interest Income		
from banks	6.09	-
Fair value gain on mutual funds measured at FVTPL	11.16	12.91
Miscellaneous income	-	0.02
	<u>17.25</u>	<u>12.93</u>

28 Cost of materials consumed

	31 March 2020	30 March 2019
Opening stock [Refer note 8]	22.24	18.18
Add: Purchases during the year	164.66	158.90
Less: Closing stock [Refer note 8]	(19.77)	(22.24)
	<u>167.13</u>	<u>154.84</u>

29 Laboratory testing charges

	31 March 2020	30 March 2019
Laboratory testing charges	229.43	188.73
	<u>229.43</u>	<u>188.73</u>

30 Employee benefits expense

	31 March 2020	30 March 2019
Salaries, wages and bonus	193.84	174.39
Contribution to provident and other funds [refer note 43 B]	12.02	10.88
Gratuity expenses [refer note 43 A]	1.78	1.85
Staff welfare expenses	1.98	2.31
	<u>209.62</u>	<u>189.43</u>

31 Finance costs

	31 March 2020	30 March 2019
Interest on term loan	-	6.01
Interest on Lease Liabilities [refer note 38]	15.28	-
	<u>15.28</u>	<u>6.01</u>

32 Depreciation expense

	31 March 2020	30 March 2019
Depreciation of property plant and equipment [refer note 3]	13.43	12.72
Depreciation of Rights of Use of Assets [refer note 38]	35.09	-
	<u>48.52</u>	<u>12.72</u>



33 Other expenses

	31 March 2020	30 March 2019
Accreditation expenses	1.98	1.48
Laboratory expenses	0.89	0.84
Electricity expenses	20.22	18.41
Rent (refer note 38)	94.47	125.37
<u>Repairs and maintenance</u>		
Plant and equipment	1.37	1.16
Others	5.16	9.69
Insurance	0.50	0.41
Rates and taxes	-	0.01
Sales promotion expenses	0.01	0.17
Legal and professional	67.76	66.90
Travelling and conveyance	14.61	18.71
Printing and stationery	9.01	7.72
Advertisement	5.53	7.31
Donations	-	0.13
Provision for bad and doubtful debts (net)	5.05	2.99
<u>Provision for doubtful advances</u>		
Opening Provision:	1.00	
Provision Made :	2.15	
Provision written off :	1.00	
Property, plant and equipment written off	0.17	-
Postage and courier	19.69	14.56
Payments to auditors [refer note 41]	1.50	1.50
Communication	10.10	10.19
Bank charges	1.31	1.27
Facility maintenance charges	1.89	1.92
Miscellaneous expenses	2.44	1.27
Sundry balance written off	-	0.51
	<u>265.81</u>	<u>292.52</u>



Micron Metropolis Healthcare Private Limited

Notes to the financial statements (Continued) for the year ended 31 March 2020

(Currency : Indian Rupees in lakhs)

34 Income taxes

Tax expense

(a) Amounts recognised in statement of profit and loss

	31 March 2020	31 March 2019
Current tax expense		
Current year	60.00	68.00
Tax expenses pertaining to earlier years	(13.27)	-
	46.73	68.00
Deferred tax expense		
Origination and reversal of temporary differences	0.34	1.94
Tax expense for the year	47.07	69.94

(b) Current tax and deferred tax related to items recognised in other comprehensive income during the year

	Before tax	31 March 2020 Tax (expense) benefit	Net of tax
Items that will not be reclassified to profit or loss			
Remeasurements of the defined benefit plans	(2.34)	0.59	(1.75)
	(2.34)	0.59	(1.75)

	Before tax	31 March 2019 Tax (expense) benefit	Net of tax
Items that will not be reclassified to profit or loss			
Remeasurements of the defined benefit plans	1.11	(0.31)	0.80
	1.11	(0.31)	0.80

(c) Reconciliation of estimated income tax to income tax expense is as below:

	31 March 2020	31 March 2019
Profit before tax	225.07	247.82
Statutory income tax rate	25.17%	27.82%
Expected income tax expense	56.65	68.94
Tax effect of:		
Indexation benefit on mutual funds	-	(0.34)
Tax adjustment of earlier years	(13.27)	-
others	3.69	1.33
Total tax expense as per statement of profit and loss	47.07	69.93



Micron Metropolis Healthcare Private Limited

Notes to the financial statements (Continued)

for the year ended 31 March 2020

(Currency : Indian Rupees in lakhs)

34 Income taxes (Continued)

(d) Movement in deferred tax balances

	Net balance 1 April 2019	Recognised in profit or loss	Recognised in OCI	Recognised in retained earning	Net deferred tax asset/liability	31 March 2020 Deferred tax asset	Deferred tax liability
Deferred tax liability							
Difference between book base and tax base of property, plant and equipment and intangible assets	(6.81)	(0.07)	-	-	(6.88)	-	(6.88)
Difference between book base and tax base of current investments	(3.27)	(2.37)	-	-	(5.64)	-	(5.64)
Deferred tax asset							
Provision for employee benefits	6.08	(0.54)	0.59	-	6.13	6.13	-
Provision for bad and doubtful debts	6.47	0.66	-	-	7.13	7.13	-
Provision for bad and doubtful advances	0.28	0.26	-	-	0.54	0.54	-
Right of Uses and Lease liabilities	-	1.72	-	1.88	3.60	3.60	-
Others							
Tax assets (Liabilities)	2.75	(0.34)	0.59	1.88	4.88	17.40	(12.52)

	Net balance 1 April 2018	Recognised in profit or loss	Recognised in OCI	Recognised in retained earning	Net deferred tax asset/liability	31 March 2019 Deferred tax asset	Deferred tax liability
Deferred tax liability							
Difference between book base and tax base of property, plant and equipment and intangible assets	(5.80)	(1.01)	-	-	(6.81)	-	(6.81)
Difference between book base and tax base of current investments	(0.87)	(2.40)	-	-	(3.27)	-	(3.27)
Deferred tax asset							
Provision for employee benefits	5.74	0.65	(0.31)	-	6.08	6.08	-
Provision for bad and doubtful debts	5.64	0.83	-	-	6.47	6.47	-
Provision for bad and doubtful advances	0.28	-	-	-	0.28	0.28	-
Tax assets (Liabilities)	4.99	(1.93)	(0.31)	-	2.75	12.83	(10.08)



Micron Metropolis Healthcare Private Limited

Notes to the financial statements (Continued)

for the year ended 31 March 2020

(Currency : Indian Rupees in lakhs)

35 Earnings per share (EPS)

Basic EPS calculated by dividing the profit for the year attributable to equity holders by the weighted average number of equity shares outstanding during the year.

Diluted EPS amounts are calculated by dividing the profit attributable to equity holders (after adjusting profit impact of dilutive potential equity shares, if any) by the aggregate of weighted average number of equity shares outstanding during the year and the weighted average number of equity shares that would be issued on conversion of all the dilutive potential equity shares into equity shares.

Particulars	31 March 2020	31 March 2019
i. Profit attributable to equity holders (Rs in lakhs)		
Profit attributable to equity holders for basic and diluted EPS (Rs. in lakhs)	178.00	177.88
	<u>178.00</u>	<u>177.88</u>
ii. Weighted average number of ordinary shares	1,00,000	1,00,000
iii. Basic earnings per share & Diluted earnings per share (Rs)	178.00	177.88



Micron Metropolis Healthcare Private Limited

Notes to the financial statements (Continued) for the year ended 31 March 2020

(Currency : Indian Rupees in lakhs)

36 Financial instruments – Fair values

A. Accounting classification and fair values

The following table shows the carrying amounts and fair values of financial assets and financial liabilities, including their levels in the fair value hierarchy for financial instruments measured at fair value. It does not include fair value information for financial assets and financial liabilities not measured at fair value if the carrying amount is a reasonable approximation of fair value.

31 March 2020								
	Fair value through profit and loss	Fair value through other comprehensive income	Amotised Cost	Total	Level 1	Fair value Level 2	Level 3	Total
Non Current Financial assets								
Loans	-	-	1.51	1.51	-	-	-	-
Current Financial assets								
Investment in mutual funds	156.73	-	-	156.73	-	156.73	-	156.73
Trade receivables	-	-	91.00	91.00	-	-	-	-
Cash and cash equivalents	-	-	113.81	113.81	-	-	-	-
Bank balances other than cash and cash equivalents	-	-	120.00	120.00	-	-	-	-
Loans	-	-	8.00	8.00	-	-	-	-
Other current financial assets	-	-	5.93	5.93	-	-	-	-
	156.73	-	340.25	496.98	-	156.73	-	156.73
Non Current Financial liabilities								
Lease liabilities	-	-	109.07	109.07	-	-	109.07	109.07
Current Financial liabilities								
Lease liabilities	-	-	29.29	29.29	-	-	29.29	29.29
Trade payables	-	-	143.45	143.45	-	-	-	-
Other current financial liabilities	-	-	53.44	53.44	-	-	-	-
	-	-	335.25	335.25	-	-	138.36	138.36

31 March 2019								
	Fair value through profit and loss	Carrying amount Fair value through other comprehensive income	Amotised Cost	Total	Level 1	Fair value Level 2	Level 3	Total
Non Current Financial assets								
Loans	-	-	1.51	1.51	-	-	-	-
Current Financial assets								
Investment in mutual funds	145.56	-	-	145.56	-	145.56	-	145.56
Trade receivables	-	-	108.87	108.87	-	-	-	-
Cash and cash equivalents	-	-	114.38	114.38	-	-	-	-
Loans	-	-	8.00	8.00	-	-	-	-
	145.56	-	232.76	378.32	-	145.56	-	145.56
Current Financial liabilities								
Trade payables	-	-	47.49	47.49	-	-	-	-
Other current financial liabilities	-	-	63.14	63.14	-	-	-	-
	-	-	110.63	110.63	-	-	-	-



36 Financial instruments – Fair values (Continued)

B. Fair value hierarchy

Ind AS 107, 'Financial Instrument - Disclosure' requires classification of the valuation method of financial instruments measured at fair value in the Balance Sheet, using a three level fair-value-hierarchy (which reflects the significance of inputs used in the measurements). The hierarchy gives the highest priority to un-adjusted quoted prices in active markets for identical assets or liabilities (Level 1 measurements) and lowest priority to un-observable inputs (Level 3 measurements). The three levels of the fair-value-hierarchy under Ind AS 107 are described below:

Level 1: Level 1 hierarchy includes financial instruments measured using quoted prices.

Level 2: The fair value of financial instruments that are not traded in an active market is determined using valuation techniques which maximise the use of observable market data and rely as little as possible on entity specific estimates. If all significant inputs required to fair value an instrument are observable, the instrument is included in level 2.

Level 3: If one or more of the significant inputs is not based on observable market data, the instrument is included in level. This is the case for unlisted equity securities included in level 3.

Financial instruments measured at fair value

The following tables show the valuation techniques used in measuring Level 2 fair values, as well as the significant unobservable inputs used.

Type	Valuation technique	Significant unobservable inputs	Inter-relationship between significant
Investment in mutual funds	The fair value of the units of mutual fund scheme are based on net asset value at the reporting date.	Not applicable	Not applicable
Non current financial assets measured at amortized cost	Discounted cash flows: Under discounted cash flow method, future cash flows are discounted by using rates which reflect market risks. The valuation requires management to make certain assumptions about the model inputs, including forecast cash flows, discount rate and credit risk. The probabilities of the various estimates within the range can be reasonably assessed and are used in management's estimate of fair value.	Not applicable	Not applicable

Transfers between Levels

Sensitivity analysis

<u>Sensitivity analysis</u>				
	31 March 2020		31 March 2019	
	Impact in P&L (Net of tax) due to change in			
	Increase	Decrease	Increase	Decrease
<u>Lease Liabilities</u>				
Movement in Interest on lease liability - Discount rate (9.87%) + / - 100 basis points	(1.38)	1.38	-	-



Micron Metropolis Healthcare Private Limited

Notes to the financial statements (Continued)

for the year ended 31 March 2020

(Currency : Indian Rupees in lakhs)

36 Financial instruments – Fair values and risk management (Continued)

Financial risk management

The company's Board of Directors has overall responsibility for the establishment and oversight of the company's risk management framework. Key roles and responsibilities are defined in line with risk management plan and are reviewed at regular interval. This self regulatory process and procedure ensures efficient conduct of business in micro and macro risk environment.

The Company has exposure to the following risks arising from financial instruments

- Credit risk
- Liquidity risk
- Market risk

Credit risk

Credit risk is the risk of financial loss to the Company if a customer or counterparty to a financial instrument fails to meet its contractual obligations, and arises principally from the Company's trade and other receivables and cash and cash equivalents. The maximum exposure to credit risk in case of all the financial instruments covered below is restricted to their respective carrying amount

a. Trade receivables

The Company's exposure to credit risk is influenced mainly by the individual characteristics of each customer. The demographics of the customer, including the default risk of the industry and country in which the customer operates, also has an influence on credit risk assessment. Credit risk is managed through credit approvals, establishing credit limits and continuously monitoring the creditworthiness of customers to which the Company grants credit terms in the normal course of business.

The Company does not have any significant concentration of credit risk. There are no customers which accounted for 10% or more of the total trade receivables as at the year end.

The movement in the provision for bad and doubtful debts for the year ended 31 March 2020 is as follows:

	Amount (in Rs. lakhs)
Balance as at 1 April 2018	20.27
Movement during the year	2.99
Balance as at 31 March 2019	23.26
Movement during the year	5.06
Balance as at 31 March 2020	28.32

b. Cash and cash equivalents and Other bank balances

The Company held cash and cash equivalents and other bank balances of Rs 132.97 lakhs at 31 March 2020 (31 March 2019: Rs. 111.35 lakhs). The cash and cash equivalents are held with bank and financial institution counterparties with good credit ratings.

36 Financial instruments – Fair values and risk management (Continued)

c. Investments

The Company limits its exposure to credit risk by generally investing in liquid securities and only with counterparties that have a good credit rating. The Company does not expect any losses from non-performance by these counter-parties, and does not have any significant concentration of exposures to specific industry sectors or specific country risks.

d. Security deposits given to lessors

The security deposit majorly pertains to rent deposit given to lessors amounting to 9.51 lakhs (31 March 2019: 9.51 Lakhs). The Company does not expect any losses from non-performance by these counter-parties.

The movement in the provision for bad and doubtful advances for the year ended 31 March 2020 is as follows:

	Amount (in lakhs)
Balance as at 1 April 2018	1.00
Provision for bad and doubtful advances	-
Balance as at 31 March 2019	1.00
Provision for bad and doubtful advances (Net)	1.15
Balance as at 31 March 2020	2.15



Micron Metropolis Healthcare Private Limited

Notes to the financial statements (Continued)

for the year ended 31 March 2020

(Currency : Indian Rupees in lakhs)

36 Financial instruments – Fair values and risk management (Continued)

Liquidity risk

Liquidity risk is the risk that the Company will encounter difficulty in meeting the obligations associated with its financial liabilities that are settled by delivering cash or another financial asset. The Company's approach to managing liquidity is to ensure, as far as possible, that it will have sufficient liquidity to meet its liabilities when they are due, under both normal and stressed conditions, without incurring unacceptable losses or risking damage to the Company's reputation.

Maturities of financial liabilities

The table below analyses the Company's financial liabilities into relevant maturity groupings based on their contractual maturities:

31 March 2020	Carrying amount	Total	Contractual cash flows		
			Upto 1 year	1-3 years	More than 3 years
Financial liabilities (current)					
Trade payables	143.45	143.45	143.45	-	-
Other current financial liabilities	53.44	53.44	53.44	-	-
Total	196.89	196.89	196.89	-	-

31 March 2019	Carrying amount	Total	Contractual cash flows		
			Upto 1 year	1-3 years	More than 3 years
Financial liabilities (current)					
Interest payables on borrowings	-	6.01	6.01	-	-
Trade payables	47.49	47.49	47.49	-	-
Other current financial liabilities	63.14	63.14	63.14	-	-
Total	110.63	116.64	116.64	-	-

Interest rate risk

Interest rate risk is the risk that the fair value or future cash flows of a financial instrument will fluctuate because of changes in market interest rates. The Company's investments are primarily in fixed rate interest bearing investments. Hence, the Company is not significantly exposed to interest rate risk.

Capital Disclosure

The objective of the Company's capital management is to ensure that it maintains an efficient capital structure and healthy capital ratios to support its business and maximize shareholder value.

The Company has equity capital and other reserves attributable to the equity shareholders, as the only source of capital and the company does not have any interest bearing borrowings/ debts as on the reporting date. Hence, the Company is not subject to any externally imposed capital requirements.



Micron Metropolis Healthcare Private Limited

Notes to the financial statements (Continued)

for the year ended 31 March 2020

(Currency : Indian Rupees in lakhs)

37 Related Party Disclosures, as required by Indian Accounting Standard 24 (Ind AS 24) are given below:

The sales to and purchases from related parties are made on terms equivalent to those that prevail in arm's length transactions. Outstanding balances at the year-end are unsecured and will be settled in cash.

A. Relationships –

Category I: Holding Company

Metropolis Healthcare Limited

Category II: Key Management Personnel (KMP)

Dr. Pradeep M. Mahindrakar (till 12th September 2018)

Dr. Nilesh Jadavji Shah- Director

Ms. Ameera Sushil Shah - Director

Mr. Rakesh Agrawal - Director (w.e.f. 04th February 2020)

B. The transactions with the related parties are as follows:

Particulars	31 March 2020	31 March 2019
1) Receipts of services		
<i>Holding company</i>		
Metropolis Healthcare Limited	229.12	188.61
2) Rent paid		
<i>Key Management Personnel (KMP)</i>		
Dr. Pradeep M. Mahindrakar	-	5.23
3) Interest on Loan		
<i>Holding company</i>		
Metropolis Healthcare Limited	-	6.01
4) Professional fees		
<i>Key Management Personnel (KMP)</i>		
Dr. Pradeep M. Mahindrakar	-	11.88
5) Repayment of Loan		
<i>Holding company</i>		
Metropolis Healthcare Limited	-	89.54
6) Dividend Paid		
<i>Holding company</i>		
Metropolis Healthcare Limited	100.00	-
<i>Key Management Personnel (KMP)</i>		
Dr. Pradeep M. Mahindrakar	-	-



Micron Metropolis Healthcare Private Limited

Notes to the financial statements (Continued)

for the year ended 31 March 2020

(Currency : Indian Rupees in lakhs)

37 Related Party Disclosures, as required by Indian Accounting Standard 24 (Ind AS 24) are

C. The related party balances outstanding at year end are as follows:

Particulars	31 March 2020	31 March 2019
1) Trade payable and other liabilities		
Holding company		
Metropolis Healthcare Limited	67.29	29.46
2) Interest on unsecured loan		
Holding company		
Metropolis Healthcare Limited	-	13.22



Micron Metropolis Healthcare Private Limited

Notes to the financial statements (Continued)

for the year ended 31 March 2020

(Currency : Indian Rupees in lakhs)

38 Adoption of Ind AS 116 - Leases

1 Transition

On transition, the adoption of the new standard resulted in recognition of 'Right of Use' asset of Rs 42.99 Lakhs and a lease liabilities of Rs. 49.77 Lakhs. The cumulative effect of applying the standard of Rs 4.90 Lakhs was debited to retained earnings, net of taxes (Deferred tax Rs 1.88 Lakhs) . Ind AS 116 will result in an increase in cash inflows from operating activities and an increase in cash outflows from financing activities on account of lease payments.

2 The following is the summary of practical expedients elected on initial application:

- i Applied a single discount rate to a portfolio of leases of similar assets in similar economic environment with a similar end date
- ii Applied the exemption not to recognize right-of-use assets and liabilities for leases with less than 12 months of lease term on the date of initial application
- iii Excluded the initial direct costs from the measurement of the right-of-use asset at the date of initial application.
- iv Applied the practical expedient to grandfather the assessment of which transactions are leases. Accordingly, Ind AS 116 is applied only to contracts that were previously identified as leases under Ind AS 17.

3 The effect of depreciation and interest related to Right of Use Asset and Lease Liabilities are reflected in the Statement of Profit and Loss under the heading "Depreciation and Amortisation Expense" and "Finance costs" respectively under Note No 32 and 31

4 The weighted average incremental borrowing rate applied to lease liabilities as at 1 April 2019 is 9.87%.

5 The difference between the lease obligation recorded as at 31 March 2019 under Ind AS 17 and the value of the lease liability as at 1 April 2019 is primarily on account of inclusion of extension and termination options reasonably certain to be exercised, in measuring the lease liability in accordance with Ind AS 116 and discounting the lease liabilities to the present value under Ind AS 116.



6 Following are the changes in the carrying value of right of use assets for the year ended 31 March 2020:

Particulars	Category of ROU		(Rs In Lakhs)
	Office Space	Pateint Service Center/Lab or Both	Total
Balance as of 1 April 2019	-	42.99	42.99
Reclassified on account of adoption of Ind AS 116	-	-	-
Additions	116.17	-	116.17
Depreciation	(12.91)	(22.19)	(35.10)
Balance as of 31 March 2020	103.26	20.80	124.06

7 The following is the break-up of current and non-current lease liabilities as of 31 March 2020:

(Rs In Lakhs)	
Particulars	31 March 2020
Current Lease liabilities	29.29
Non-current lease liabilities	109.07
Total	138.36

8 The following is the movement in lease liabilities for the year ended 31 March 2020

(Rs In Lakhs)	
Particulars	31 March 2020
Balance as of 1 April 2019	49.78
Additions	116.17
Finance cost accrued during the year	15.28
Payment of lease liabilities	(42.87)
Balance as of 31 March 2020	138.36

9 The table below provides details regarding the contractual maturities of lease liabilities as of 31 March 2020 on an undiscounted basis:

(Rs In Lakhs)	
Particulars	31 March 2020
Less than one year	29.29
One to five years	89.64
More than 5 years	83.31
Total	202.24



10 Impact of adoption of Ind AS 116 for the year ended 31 March 2020 is as follows:

(Rs In Lakhs)	
Particulars	31 March 2020
Decrease in Other expenses by	42.87
Increase in Finance cost by	15.28
Increase in Depreciation by (excludes depreciation on reclassified assets)	35.09
Net Impact on (Profit)/Loss	7.50

11 Reconciliation between operating lease commitments disclosed in financials as at 31 March 2019 applying Ind AS 17 and lease liabilities recognised in the statement of financial position as at 1 April 2019 i.e date of initial application.

(Rs In Lakhs)	
Particulars	31 March 2020
Opening Balance of Operating Lease	-
Add: Additional lease commitment based on expected extension of lease term	42.99
Lease liabilities as at 1 April 2019	42.99

12 The Company does not face a significant liquidity risk with regard to its lease liabilities as the current assets are sufficient to meet the obligations related to lease liabilities as and when they fall due.

13 Rental expense recorded for short-term leases/Low value lease was Rs 94.47 Lakhs for the year ended 31 March 2020.

14 The total cash outflow for leases for year ended 31 March 2020 is Rs 42.87 Lakhs



43 Employee benefits (Continued)**(b) Defined contribution plan**

The Company makes contribution of statutory provident fund as per Employees Provident Funds and Miscellaneous Provisions Act, 1952 and in Employee state insurance corporation of India as per Employees' State Insurance Act, 1948. These are defined contribution plan as per AS 15 (Revised). The amount of contribution for provident fund and Employee state insurance scheme recognised as expenses during the year is Rs.12.02 lakhs (31 March 2019: Rs. 10.88 lakhs).

44 Segment Reporting

As the Company's business activity falls within a single business segment viz. pathology' and the sales substantially being in the domestic market, hence does not have any reportable segment as per Ind AS 108 "Operating Segments".

45 Estimation uncertainty relating to COVID-19 outbreak

The Company has considered internal and certain external sources of information including economic forecasts and industry reports up to the date of approval of the Financial Statements in determining the impact on various elements of its Financial Statements. The Company has used the principles of prudence in applying judgments, estimates and assumptions including sensitivity analysis and based on the current estimates, the Company expects to fully recover the carrying amount of trade receivables, other assets. The eventual outcome of impact of the global health pandemic may be different from those estimated as on the date of approval of these Financial Statements.

46(a) Disclosure as per Ind As 115 - Revenue from contracts with customers

Particulars	31 March 2020	31 March 2019
Contract asset- unbilled revenue	-	-
Contract liabilities - Advance from Customers		
Opening Balance	8.21	2.98
Movement during the year	2.48	5.23
Closing Balance	10.69	8.21

46(b) Reconciliation of revenue from contracts with customers

Particulars	31 March 2020	31 March 2019
Revenue from contract with customer as per the contract price	1,148.70	1,084.42
Adjustments made to contract price on account of:-		
Discount / Rebates	6.32	5.29
Revenue from contract with customer	1,142.38	1,079.13
Other operating revenue	1.23	-
Revenue from operations	1,143.61	1,079.12

47 Other matters:

Information with regard to other matters specified in Schedule III to the Act is either Nil or not applicable to the Company for the financial year ended 31 March 2020.

As per our report of even date attached

For BSR & Co. LLP
Chartered Accountants
Firm's Registration No: 101248W/W-100022



Tarun Kinger
Partner
Membership No. 100503

Place : Mumbai
Date : 28 May 2020

For and on behalf of the Board of Directors
Micron Metropolis Healthcare Private Limited
CIN: U93000MH2011PTC224985


Ameera Shah
Director
DIN: 00208095

Place : Mumbai
Date : 28 May 2020


Dr. Nilesh Shah
Director
DIN: 01130652

Place : Mumbai
Date : 28 May 2020